



Newrow Basics

Top Left Corner

Click to turn webcam on and off



Click To Talk



Click to talk. Click again when you are finished talking. (If you don't do this, others will not be able to come off mute.)

Click these to open and close these windows



Chat



Participants



Notes

Top Right Corner

Full Screen



Click to raise hand.
Click again to lower hand.



Leave class
(this is now red)



PARTICIPANTS

How to edit your name

Your name should be spelled correctly with your First and Last name capitalized. If it is not, please edit it now. If it is, do not make any changes.

Click on the circle, then click Profile



Profile

Dr. Howard Fuller
Collegiate Academy
Role: student

Logout

Courses

This is your newrow home screen.

Test Student
amwebb11@gmail.com

Display name ✓ Save

Test Student

Language: [English \(US\)](#)

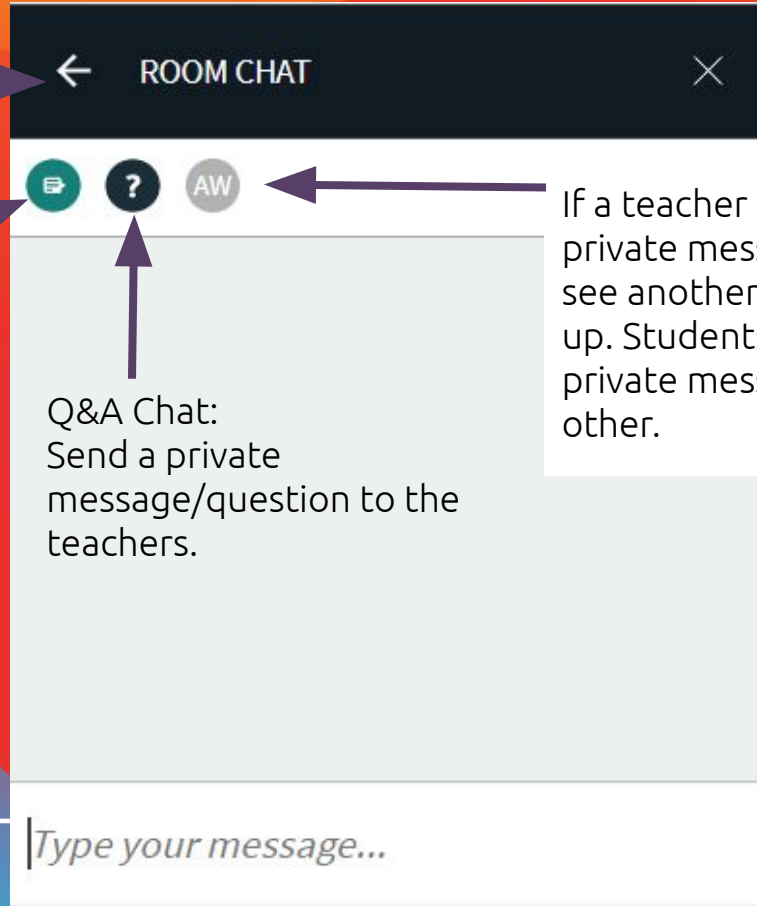
[Change Password](#)

Edit your name and click save.

Chat

Click this arrow to see the names of all of your chats.

Room Chat: everyone gets these messages, the teachers can turn this off if it is being misused.




If a teacher sends you a private message, you will see another circle show up. Students cannot send private messages to each other.

Q&A Chat:
Send a private message/question to the teachers.

Troubleshooting

Is your sound choppy? Is your mic being difficult? Try...

- 1) Close all unnecessary tabs (if you have music or a game playing in the background this can slow your Newrow experience down)
- 2) Move closer to your internet modem/hotspot
- 3) Hide all webcams (bottom left of your screen)

A dark green rectangular button with a white downward-pointing chevron icon on the left and the text 'Hide Webcams' in white to its right.

▼ Hide Webcams

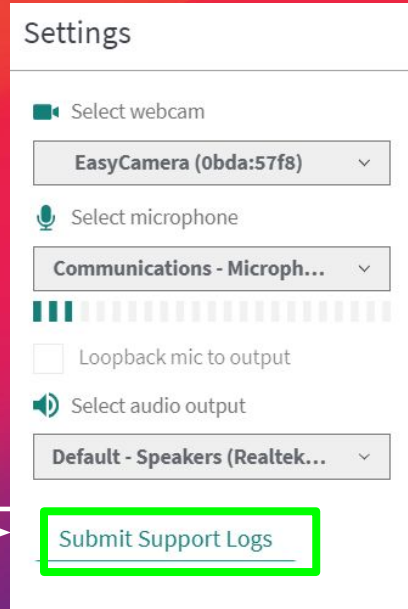
Refresh your page if...

- You get moved to breakouts but never join the room.
- You suddenly can't hear people
- You can't come off of mute

Submit a Newrow ticket

If you're having issues that the previous 2 slides do not fix, submit a Newrow ticket & email Ms. Webb (a.webb@howardfullerca.org) explaining what is happening.

Settings wheel in top right corner



Settings

Select webcam

EasyCamera (0bda:57f8) ▾

Select microphone

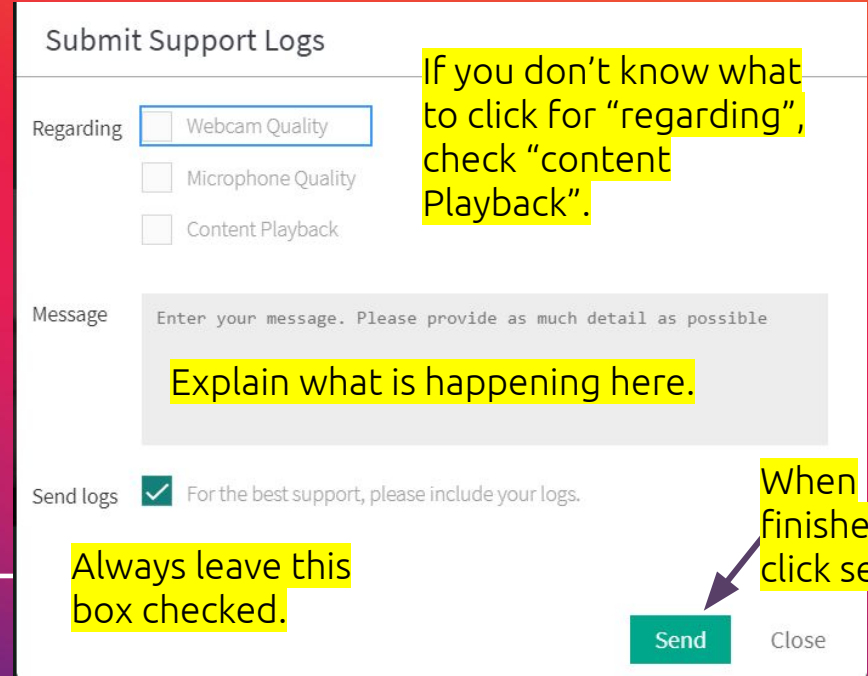
Communications - Microph... ▾

Loopback mic to output

Select audio output

Default - Speakers (Realtek... ▾

Submit Support Logs



Submit Support Logs

Regarding Webcam Quality
 Microphone Quality
 Content Playback

Message

Enter your message. Please provide as much detail as possible

Explain what is happening here.

Send logs For the best support, please include your logs.

Send Close

If you don't know what to click for "regarding", check "content Playback".

Always leave this box checked.

When finished, click send.



Breakout Rooms



Participants



PARTICIPANTS 1



Call teacher if they are not in the room.

Raise hand in the breakout room.



Message from teacher.

Instructor Amy Webb:
The session is ending in 1 minute

Search bar

- TS Test Student

CHAT

Room Chat

